

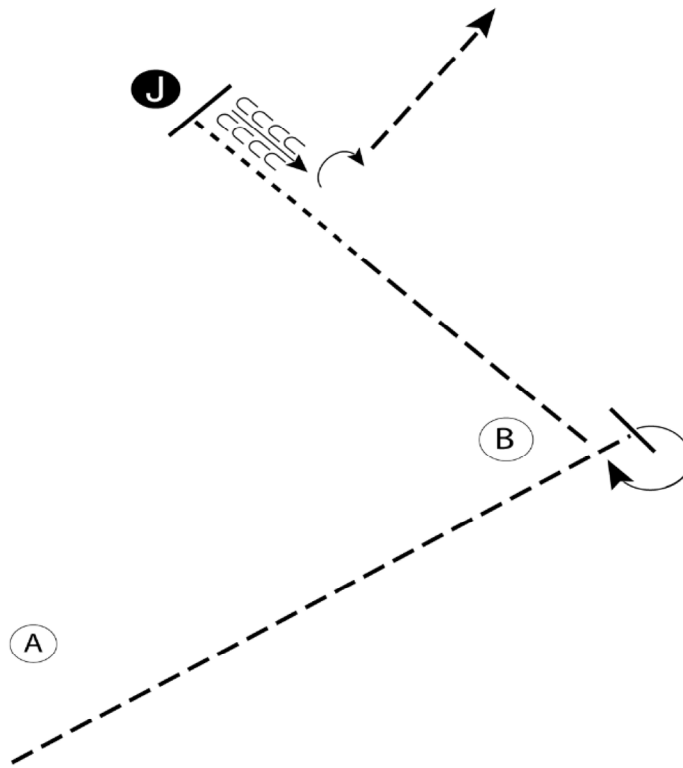
2026 YEDA SIF Benefit Open Show

2. 3. 4. (Adult, 14-18, 13 & U SMS)

Show Date: 5/2/26 - 5/3/26

w w w . H o r s e S h o w P a t t e r n s . c o m

w w w . H o r s e S h o w P a t t e r n s . c o m



Be ready at A.

1. Trot past B and stop
 2. Perform a 270 degree turn
 3. Trot halfway to the Judge
 4. Break to the walk and walk to the Judge
 5. Stop and set up for inspection
 6. When dismissed back one horse length
 7. Perform a 90 degree turn and trot away
- Follow the instructions of your ring steward.

Walk
Trot	-----
Back	←=====
Marker	ⓑ
Judge	ⓙ

[S/1-27]

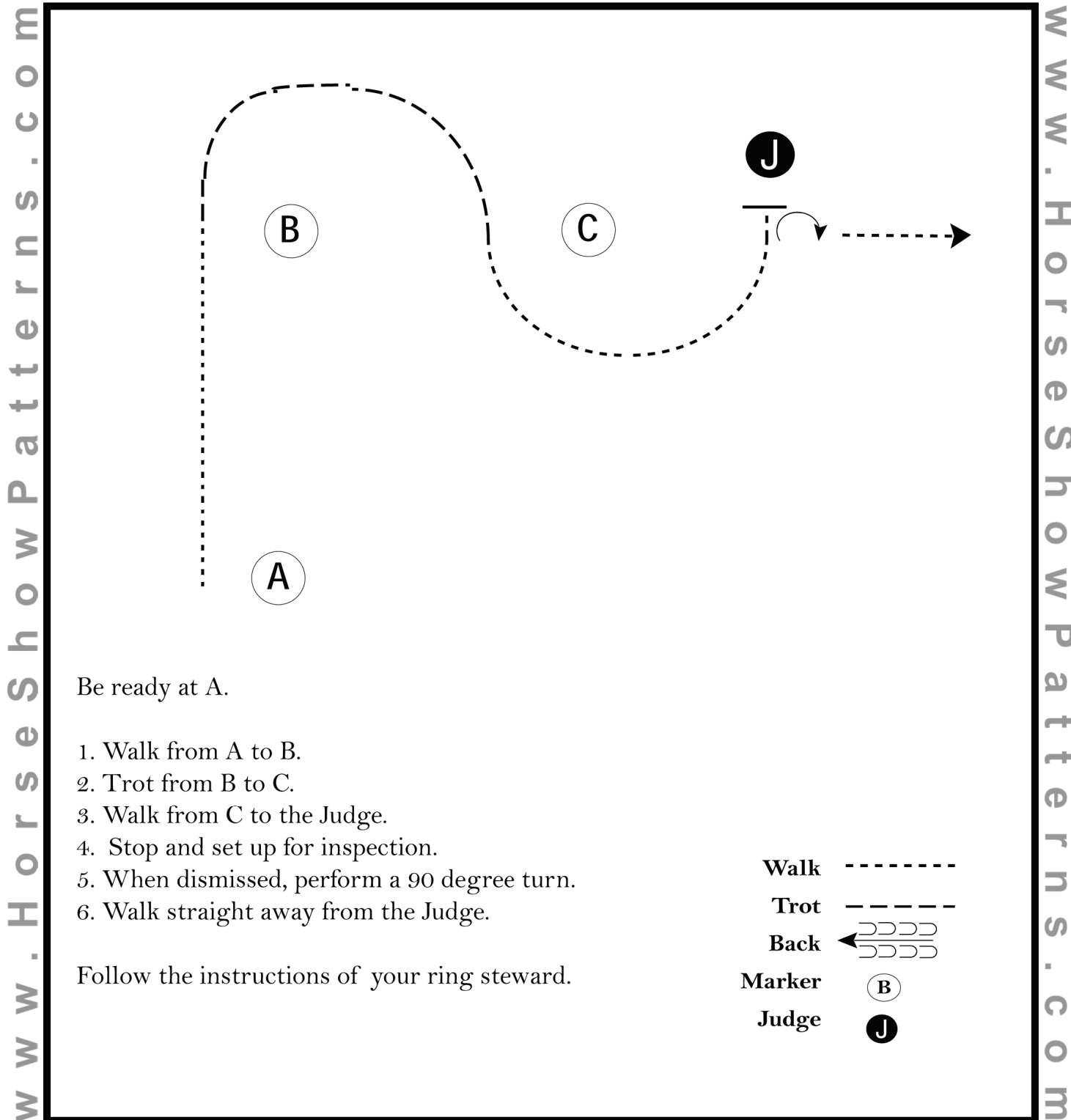
Pattern Provided by:

YEDA

2026 YEDA SIF Benefit Open Show

5. 6. 7. (W/T Adult, 14-18, 13&U SMS)

Show Date: 5/2/26 - 5/3/26



[SWT-35]

Pattern Provided by:

YEDA

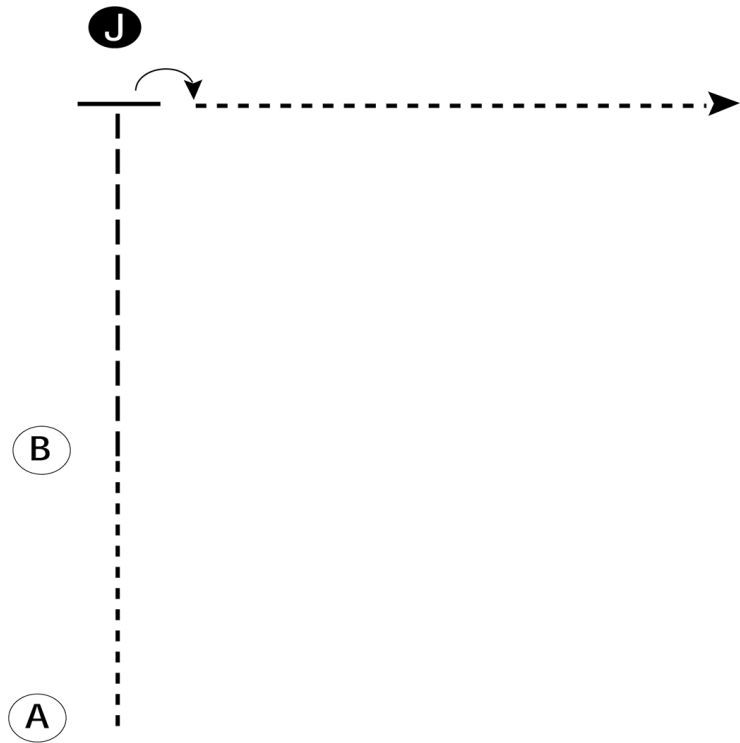
2026 YEDA SIF Benefit Open Show

8. 9. (EWD, Leadline SMS)

Show Date: 5/2/26 - 5/3/26

w w w . H o r s e S h o w P a t t e r n s . c o m

w w w . H o r s e S h o w P a t t e r n s . c o m



Be ready at A.

1. Walk from A to B.
2. Trot from B to the judge.
3. Stop and set up for inspection.
4. When dismissed, turn 90 degrees.
5. Walk away from judge and follow the instructions of your ring steward.

Walk	-----
Trot	- - - - -
Back	←
Marker	(B)
Judge	(J)

[S/WT-9]

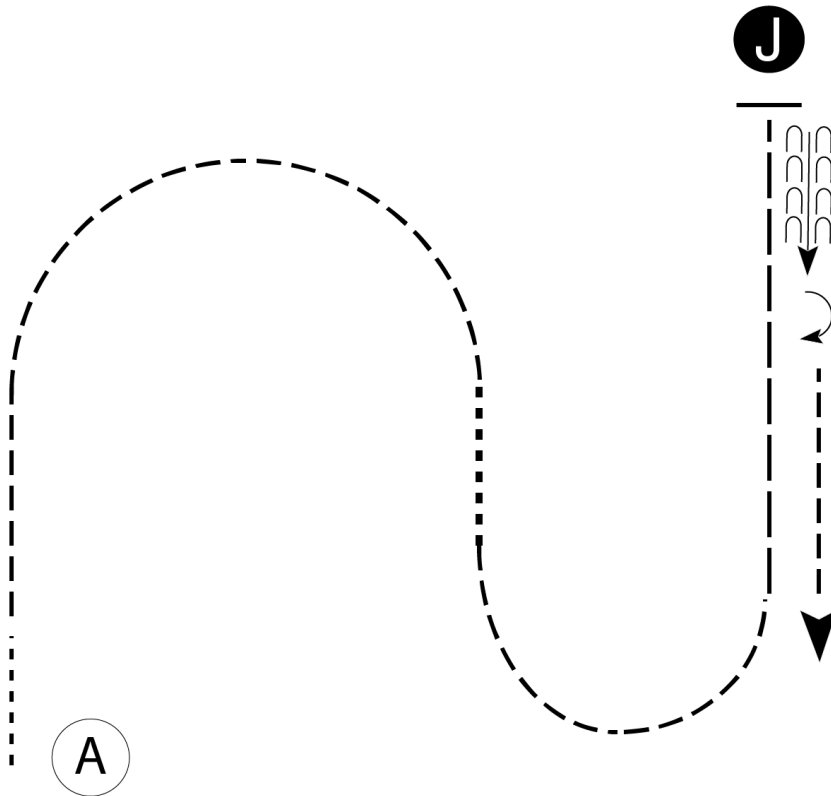
Pattern Provided by:

YEDA

2026 YEDA SIF Benefit Open Show

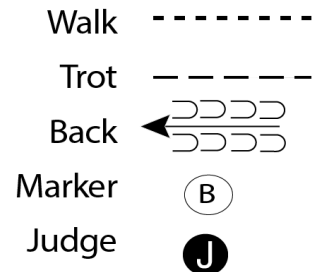
10. 11. (Adult, 18&U Ranch SMS)

Show Date: 5/2/26 - 5/3/26



Be ready at A.

1. Walk FORWARD two horse lengths then trot.
2. Trot half circle.
3. Walk FORWARD one horse length.
4. Trot in a half circle.
5. Extended trot to Judge and stop.
6. Set up.
7. Inspection.
8. When dismissed, back approximately two horse lengths.
9. Perform a 180 degree turn and trot to exit.



[S/1-122]

Pattern Provided by:

YEDA

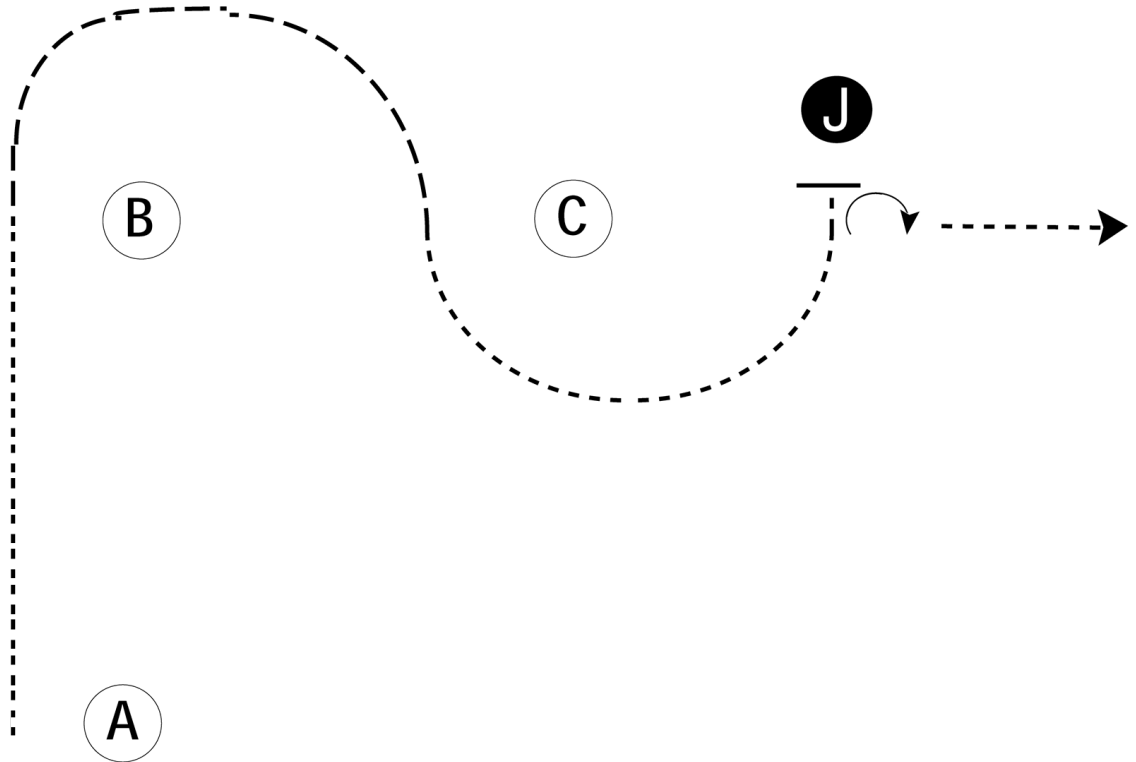
www.HorseShowPatterns.com

www.HorseShowPatterns.com

2026 YEDA SIF Benefit Open Show

12. Derby Hat SMS

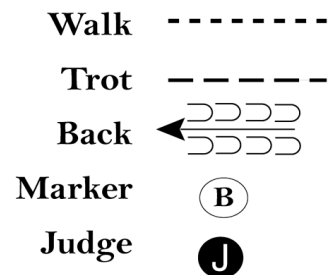
Show Date: 5/2/26 - 5/3/26



Be ready at A.

1. Walk from A to B.
2. Trot from B to C.
3. Walk from C to the Judge.
4. Stop and set up for inspection.
5. When dismissed, perform a 90 degree turn.
6. Walk straight away from the Judge.

Follow the instructions of your ring steward.



[S/WT-35]

Pattern Provided by:

YEDA

2026 YEDA SIF Benefit Open Show

14. 15. 16. (Adult, 14-18, 13&U Equitation)

Show Date: 5/2/26 - 5/3/26

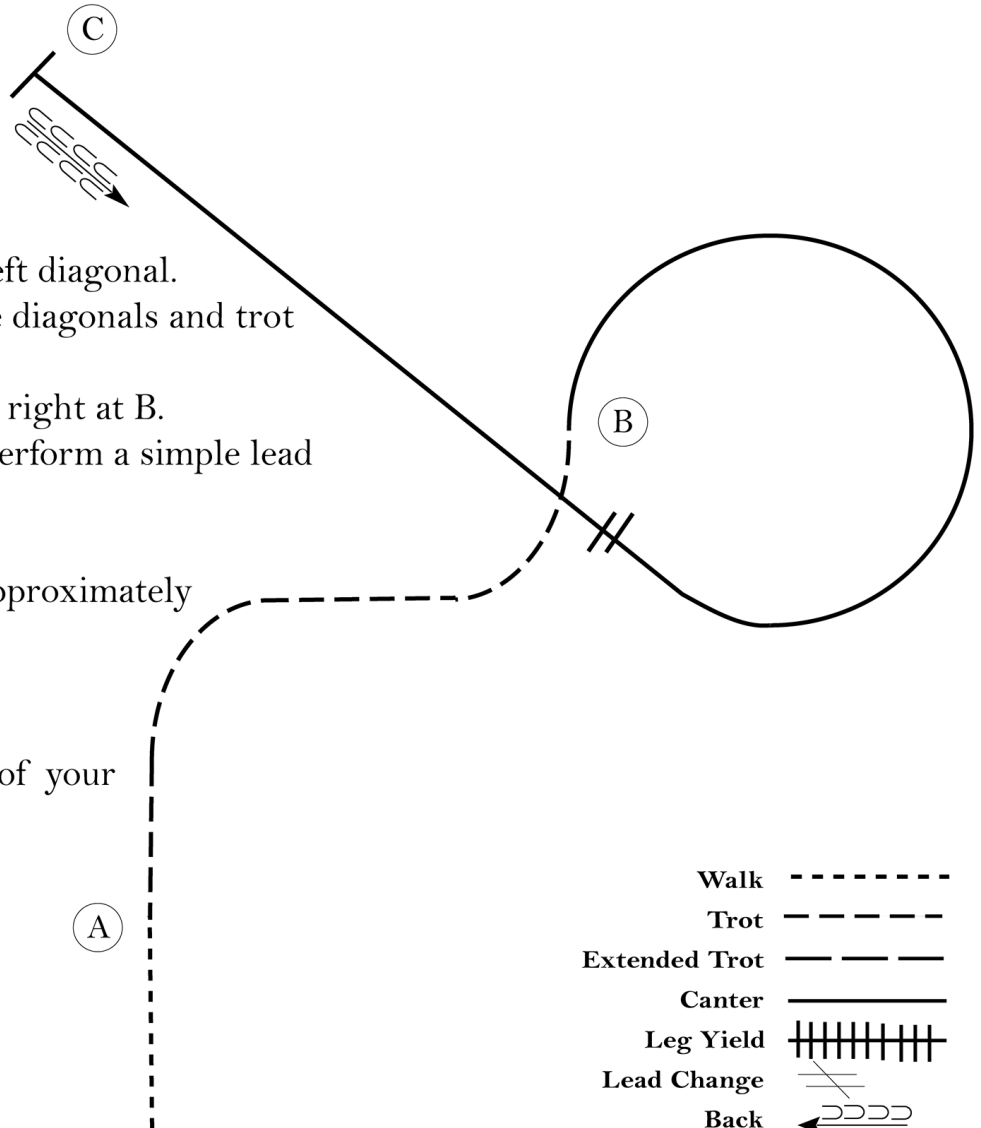
www.HorseShowPatterns.com

www.HorseShowPatterns.com

Be ready before A.

1. Walk to A.
2. Posting trot on the left diagonal.
3. Halfway to B, change diagonals and trot to B.
4. Canter a circle to the right at B.
5. When even with B, perform a simple lead change.
6. Canter to C.
7. Stop at C and back approximately one horse length.

Exit at a trot.
Follow the instructions of your ring steward.



Walk	-----
Trot	- - - - -
Extended Trot	-----
Canter	—————
Leg Yield	
Lead Change	↙ ↘
Back	← ← ← ← ←
Marker	⊙
Sidepass	← — — — — →
Hand Gallop	—————

[HSE/2-40]

Pattern Provided by:
YEDA

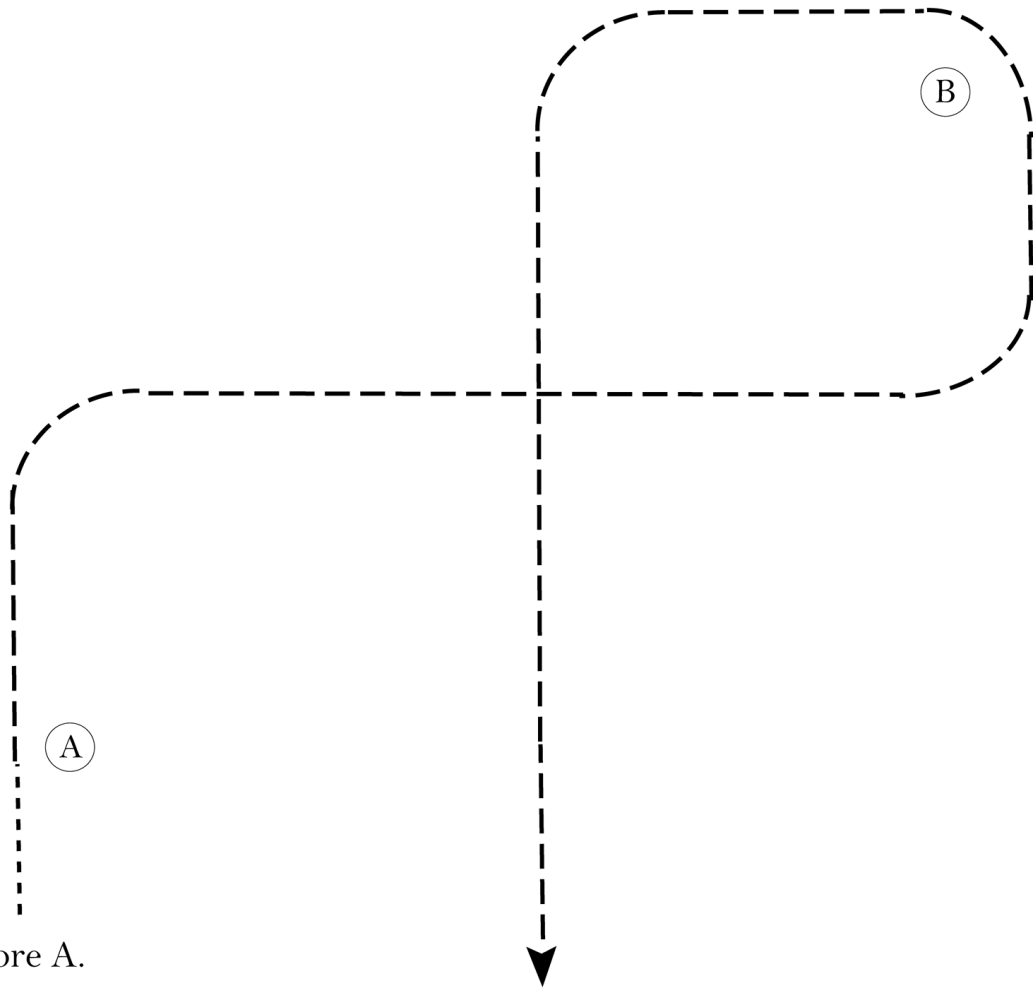
2026 YEDA SIF Benefit Open Show

17. 18. 19. 20. (All W/T & EWD Equitation)

Show Date: 5/2/26 - 5/3/26

w w w . H o r s e S h o w P a t t e r n s . c o m

w w w . H o r s e S h o w P a t t e r n s . c o m



Be ready before A.

1. Walk to A.
2. Posting trot on the left diagonal to center of pattern.
3. Change diagonals at center. Trot on the right diagonal to and around B and to center of pattern.
4. At center of pattern, sitting trot until even with A.
5. Pattern is over after trotting 3 strides past A.

Follow the instructions of your ring steward.

Walk	-----
Trot	- - - - -
Extended Trot	-----
Canter	—————
Leg Yield	
Lead Change	↘ ↙
Back	← ← ← ← ←
Marker	⊙
Sidepass	← — — — →
Hand Gallop	—————

[HSE/WT-66]

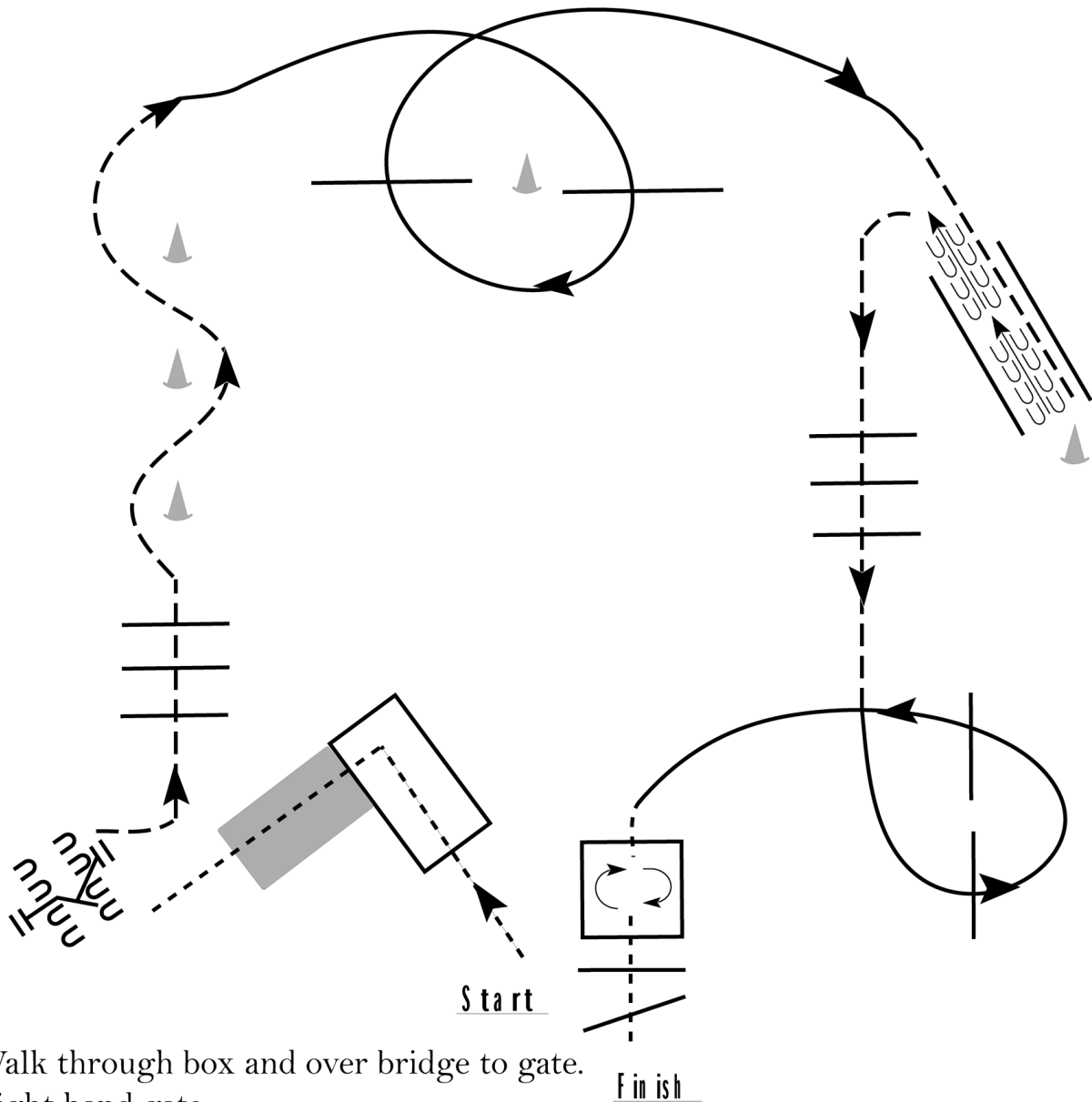
Pattern Provided by:

YEDA

2026 YEDA SIF Benefit Open Show

29. 30. 31. (Adult, 14-18, 13&U Trail)

Show Date: 5/2/26 - 5/3/26



1. Walk through box and over bridge to gate.
2. Right hand gate.
3. Jog over poles and through serpentine.
4. Lope over poles on right lead; jog into chute.
5. Back chute.
6. Jog over poles.
7. Lope over poles and to box on left lead.
8. Walk into box, turn 360 degrees right and walk out over poles to finish.

Walk	-----
Jog	- . - . - .
Lope	—————
Back	←←←←← ←←←←←
Marker	▲
Sidepass	←-----→

[T/2-42]

Pattern Provided by:

YEDA

www.HorseShowPatterns.com

www.HorseShowPatterns.com

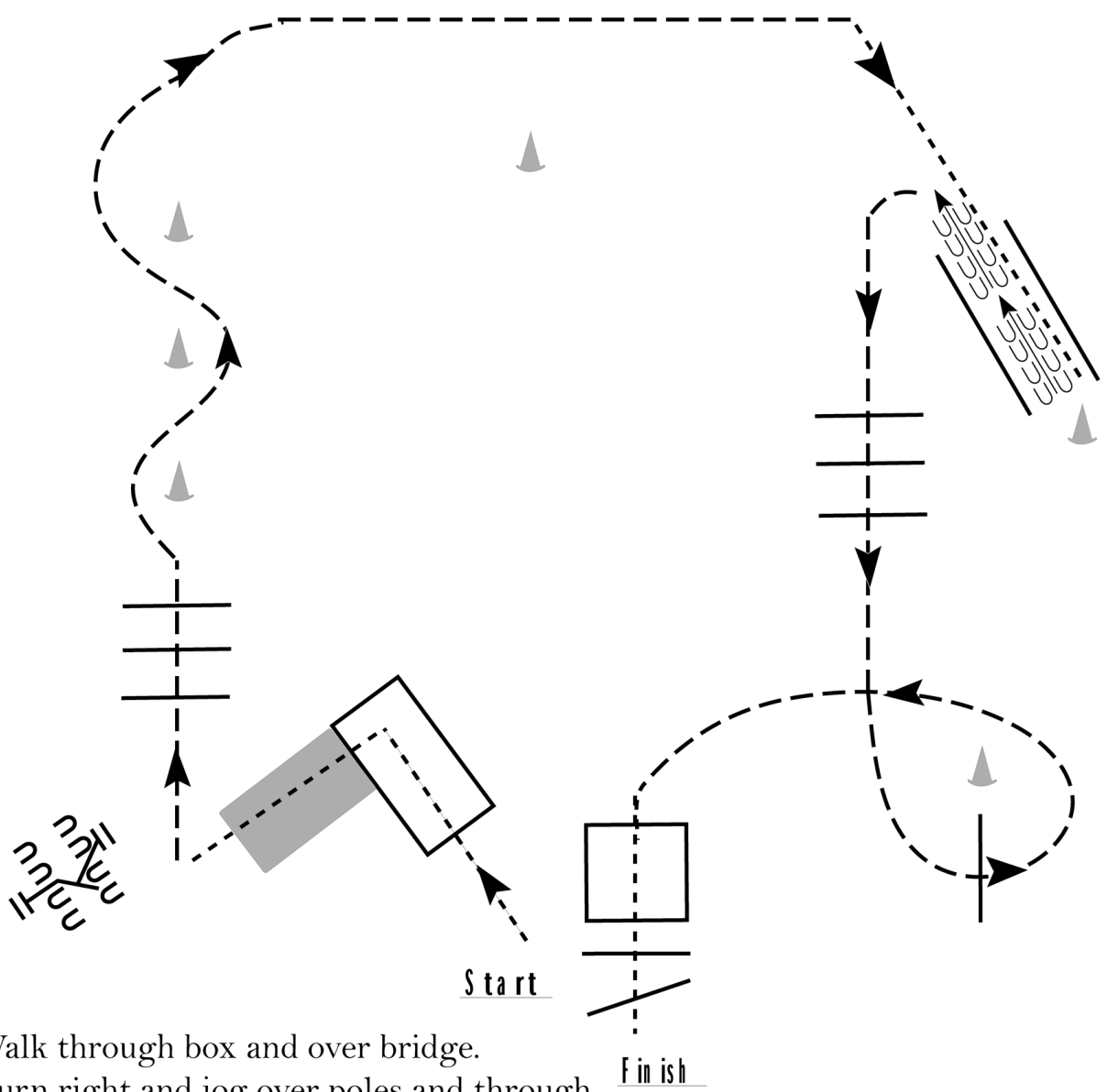
2026 YEDA SIF Benefit Open Show

32. 33. 34. (All W/T Trail)

Show Date: 5/2/26 - 5/3/26

w w w . H o r s e S h o w P a t t e r n s . c o m

w w w . H o r s e S h o w P a t t e r n s . c o m



1. Walk through box and over bridge.
2. Turn right and jog over poles and through serpentine to chute.
3. Walk into chute then back out.
4. Jog over poles.
5. Jog over pole, around cone and to box.
6. Walk through box and over poles to finish.

Walk	-----
Jog	- . - . - .
Lope	—————
Back	←←←←← ←←←←←
Marker	▲
Sidepass	←-----←

[T/WT-42]

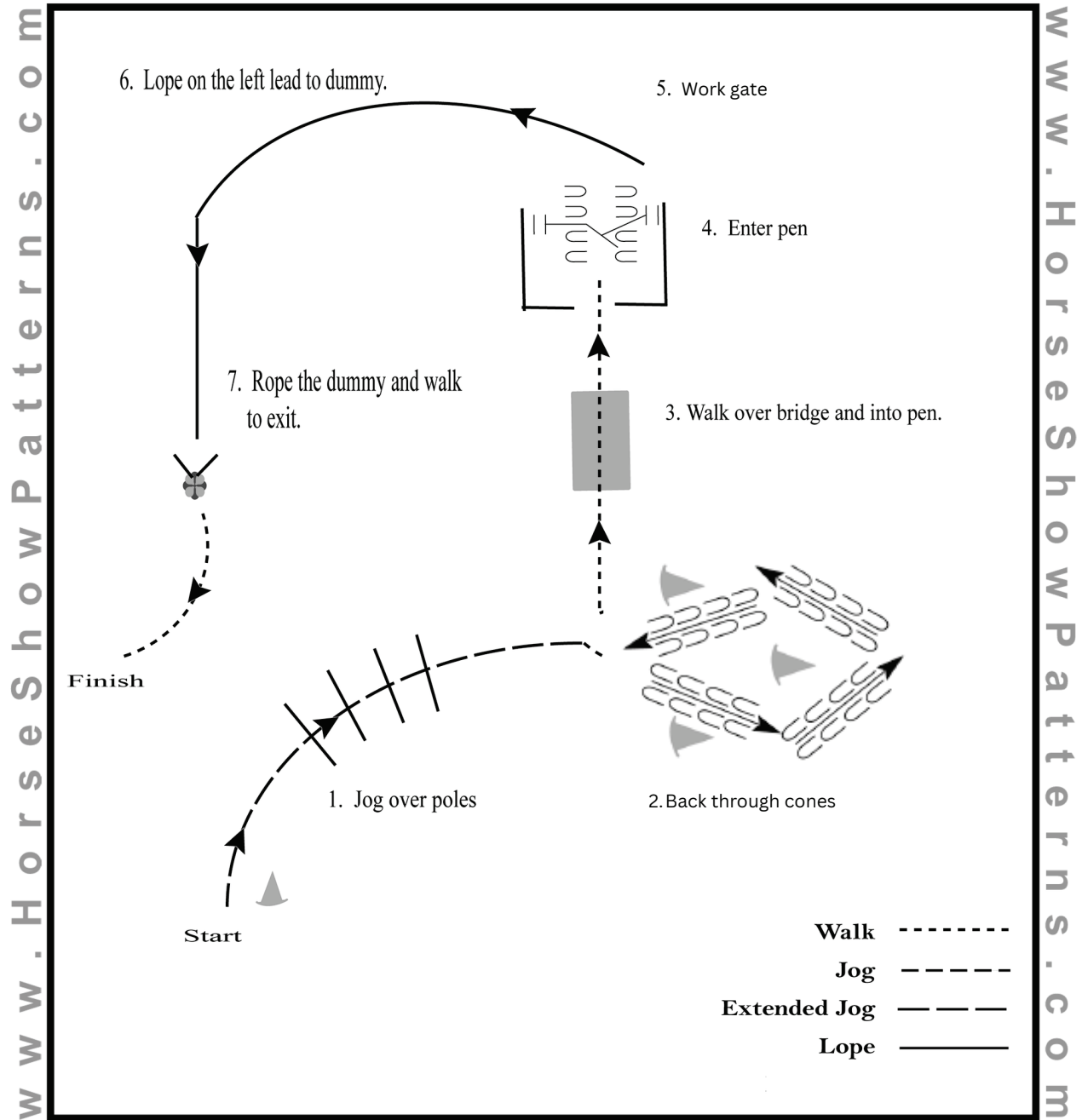
Pattern Provided by:

YEDA

2026 YEDA SIF Benefit Open Show

35. 36. (All Ranch Trail)

Show Date: 5/2/26 - 5/3/26



[RT/6]

Pattern Provided by:

YEDA

©2026 HorseShowPatterns.com. All Rights Reserved.

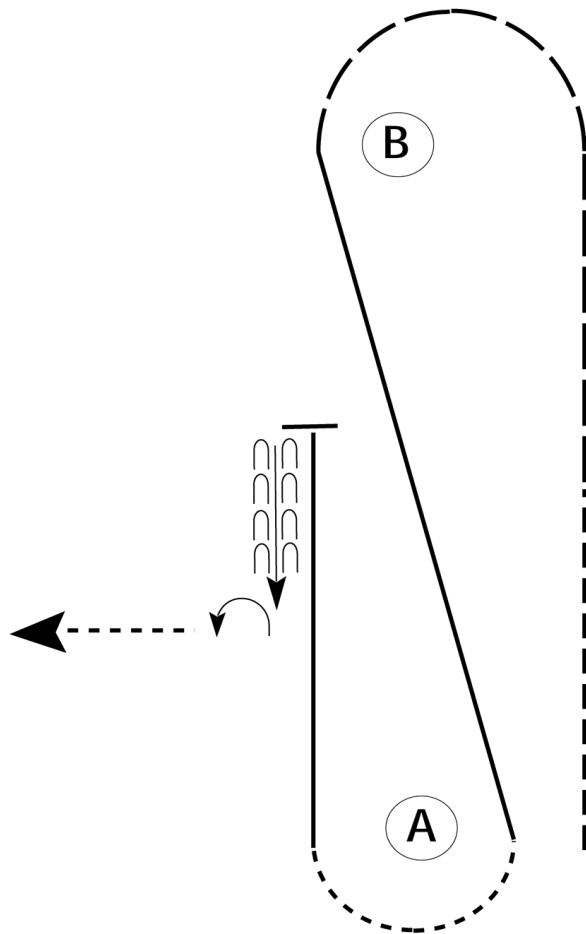
2026 YEDA SIF Benefit Open Show

52. 53. 54. (Adult, 14-18, 13&U HMS)

Show Date: 5/2/26 - 5/3/26

w w w . H o r s e S h o w P a t t e r n s . c o m

w w w . H o r s e S h o w P a t t e r n s . c o m



Be ready at A.

1. Jog halfway to B.
2. Extend the jog to and around B.
3. Lope on the left lead diagonally back to A.
4. Walk around A.
5. Lope on the right lead halfway to B.
6. Stop and back approximately two horse lengths.
7. Perform a 1/4 turn to the left.
8. Walk straight away.

Follow the instructions of your ring steward.

Walk	-----
Jog	- - - - -
Extended Jog	— — — —
Lope	
Lead Change	⌘
Back	← ← ← ← ←
Marker	Ⓚ

[WH/2-86]

Pattern Provided by:

YEDA

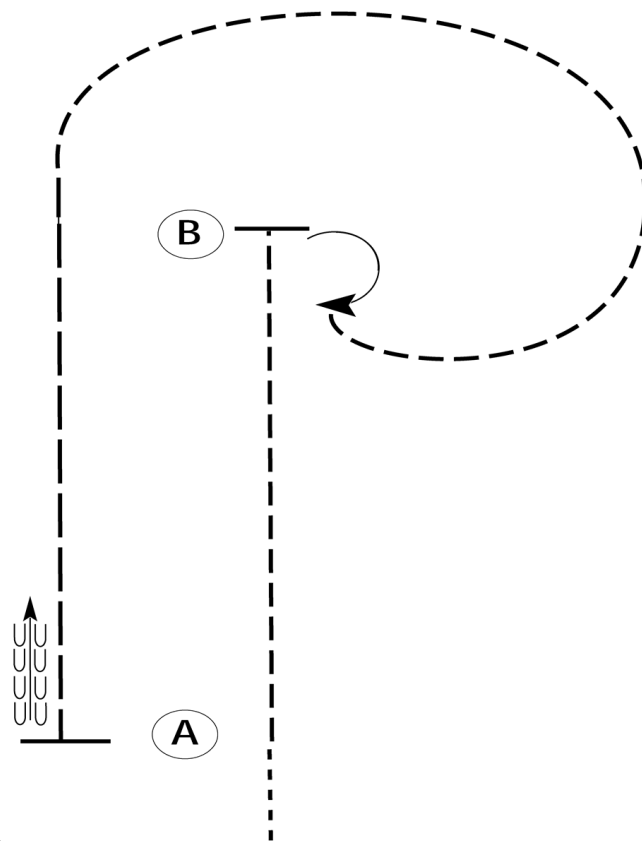
2026 YEDA SIF Benefit Open Show

55. 56. 57. (All W/T & EWD HMS)

Show Date: 5/2/26 - 5/3/26

w w w . H o r s e S h o w P a t t e r n s . c o m

w w w . H o r s e S h o w P a t t e r n s . c o m



Be ready before A.

1. Walk to A.
2. Jog to B.
3. Turn 180 degrees to the right.
4. Jog back around to B.
5. Extend the jog from B to A.
6. Stop at A and back approximately one horse length.

Follow the instructions of your ring steward.

Walk	-----
Jog	- - - - -
Extended Jog	— — — —
Lope	—————
Leg Yield	
Lead Change	— / —
Back	← — — — — — — — — ←
Marker	⊙
Sidepass	← — — — — →

[WH/WT-44]

Pattern Provided by:

YEDA

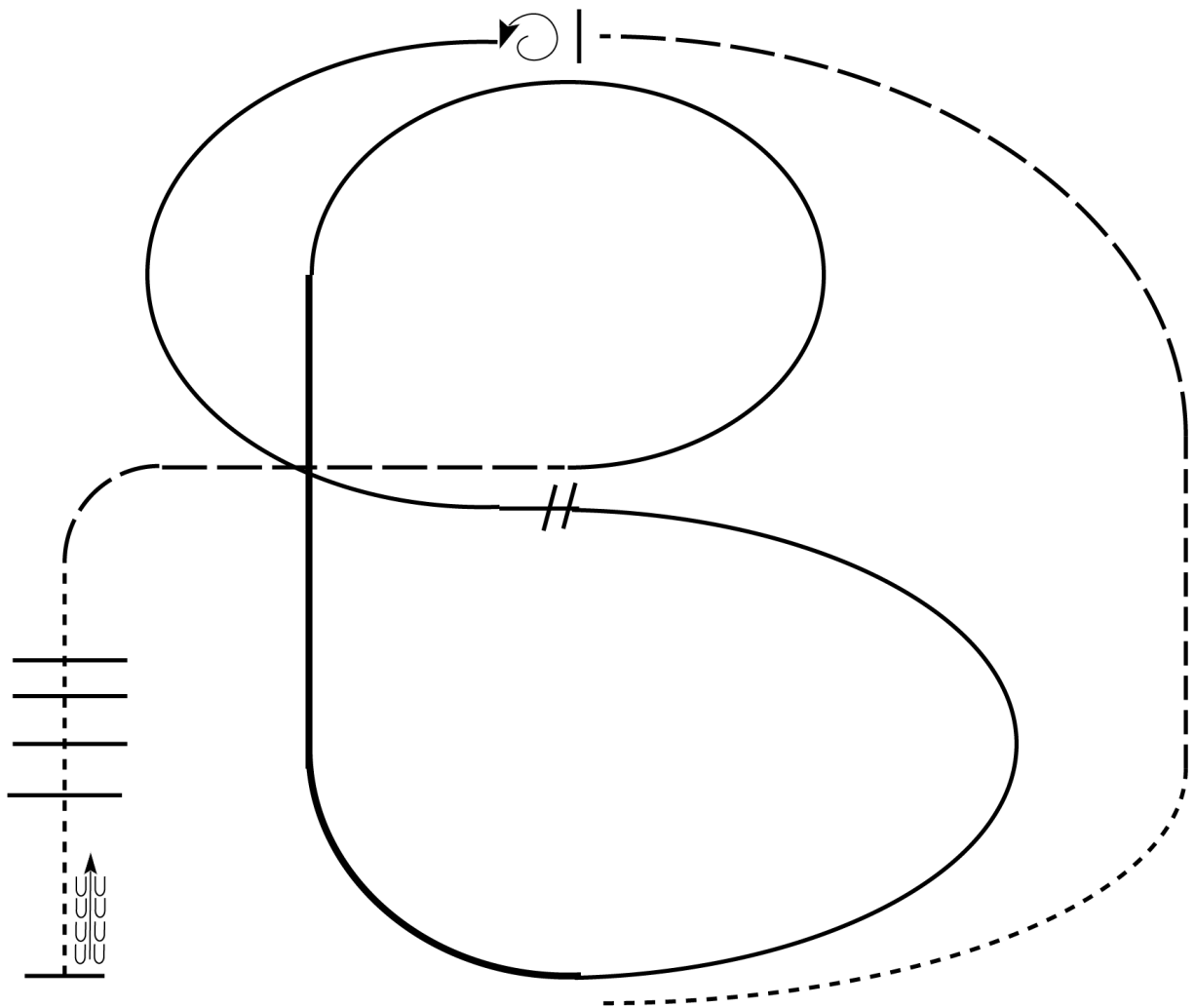
2026 YEDA SIF Benefit Open Show

62. 63. (All Ranch HMS)

Show Date: 5/2/26 - 5/3/26

w w w . H o r s e S h o w P a t t e r n s . c o m

w w w . H o r s e S h o w P a t t e r n s . c o m



1. Walk
2. Trot
3. Extend the trot, at the top of the arena, stop
4. 360 degree turn to the left
5. Left lead 1/2 circle, lope to the center
6. Change leads (simple or flying)
7. Right lead 1/2 circle
8. Extended lope up the long side of arena (right lead)
9. Collect back to a lope around the top of the arena and back to center
10. Break down to an extended trot
11. Walk over poles.
12. Stop and back

Walk	-----
Jog	- - - - -
Extended Jog	-----
Lope	
Lead Change	///
Back	←
Marker	Ⓚ

[RR/1]

Pattern Provided by:

YEDA