

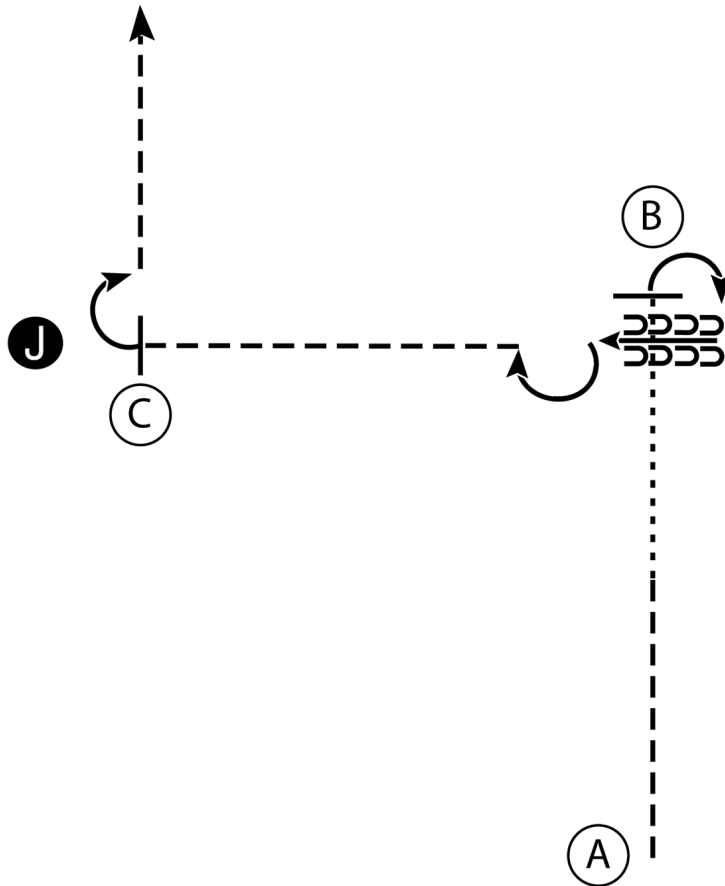
YEDA SIF Benefit Open Show

Class 1 (\$100 Open Showmanship)

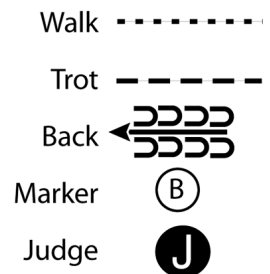
Show Date: 5/3/25 - 5/4/25

www.HorseShowPatterns.com

www.HorseShowPatterns.com



1. Trot from A half way to B.
2. Break to walk and walk to B.
3. Stop and perform a 90 degree turn.
4. Back four steps and perform a 180 degree turn.
5. Trot to C. Stop and set up for inspection.
6. When dismissed perform a 90 degree turn.
7. Trot to line-up.



[S/3-9]

Pattern Provided by:

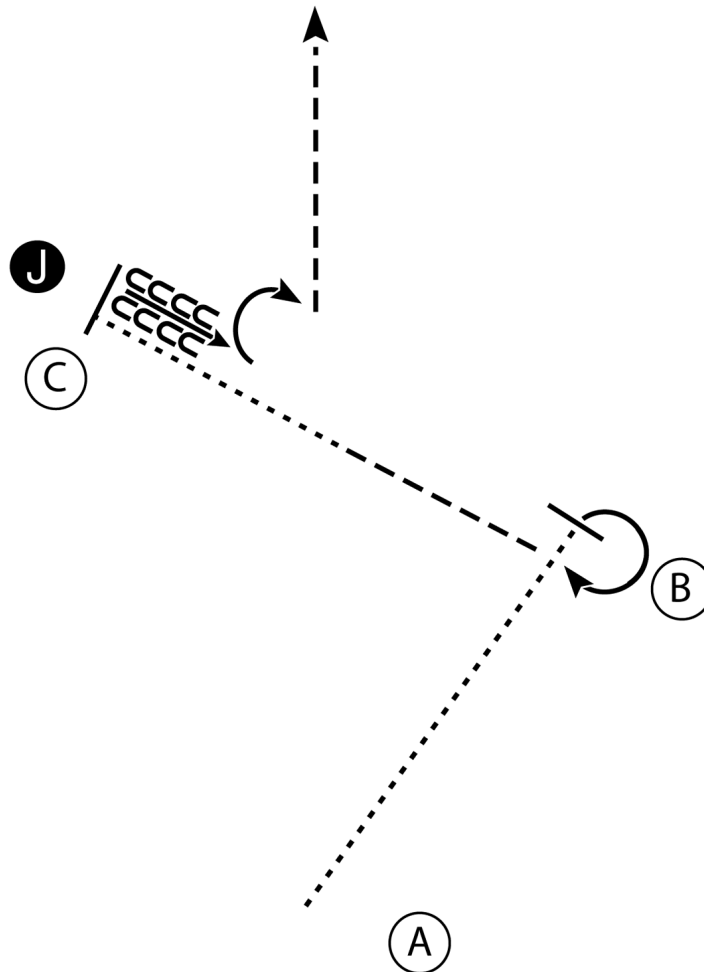
YEDA SIF Benefit Open Show

Class 2, 3 (Adult, 14-18, 13 & Under Showmanship)

Show Date: 5/3/25 - 5/4/25

www.HorseShowPatterns.com

www.HorseShowPatterns.com



1. Walk from A to B.
2. Stop and perform a 270 degree turn.
3. Trot half way to C, break to walk and walk to C.
4. Stop and set up for inspection.
5. When dismissed back four steps.
6. Perform a 90 degree turn and trot to line-up.

- Walk
Trot - - - - -
Back ← [Back symbol]
Marker (B)
Judge (J)

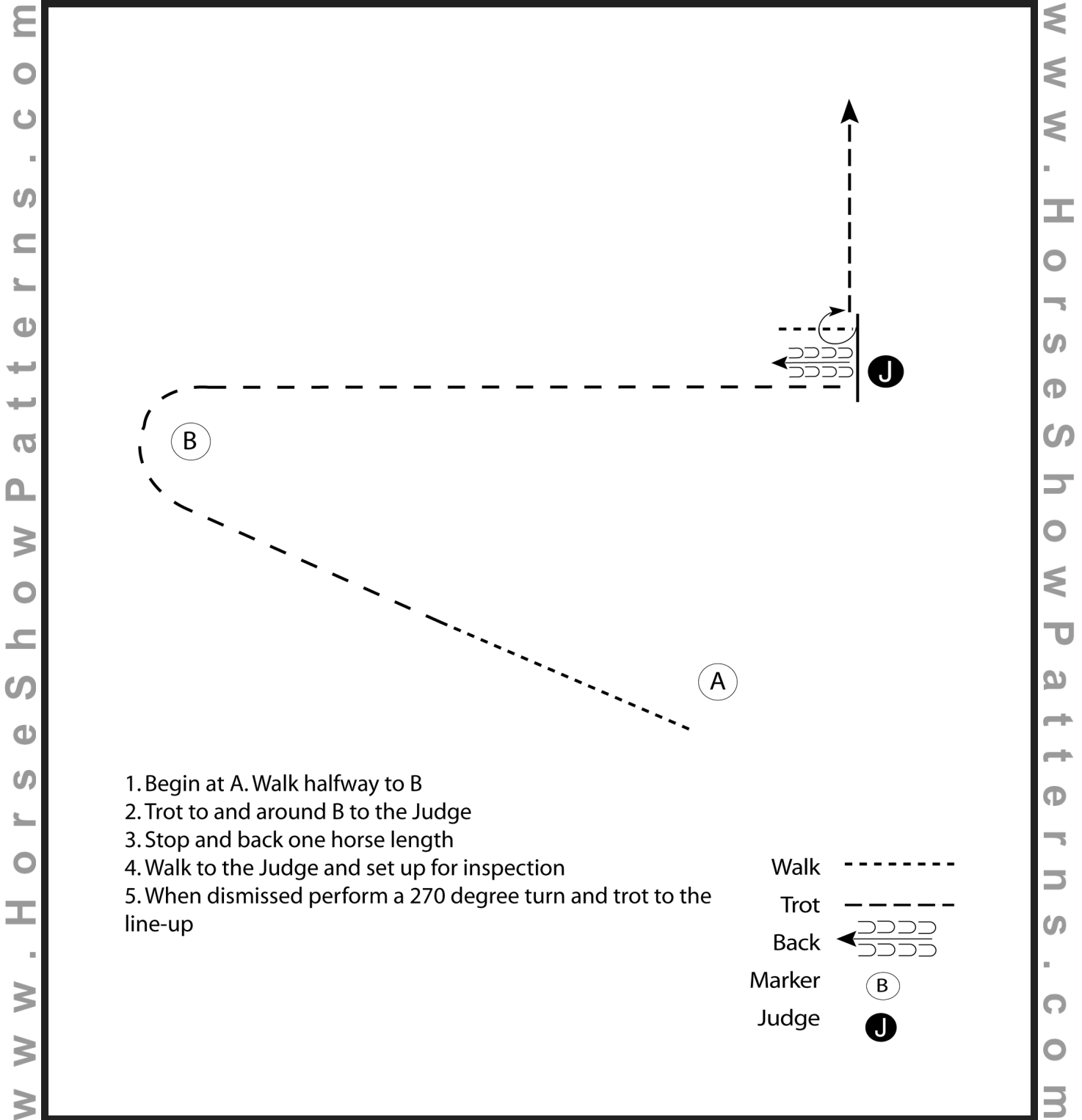
[S/2-13]

Pattern Provided by:

YEDA SIF Benefit Open Show

Class 5, 6, (W/T Adult, W/T 14-18, W/T 13 & Under Showmanship)

Show Date: 5/3/25 - 5/4/25



[S/1-15]

Pattern Provided by:

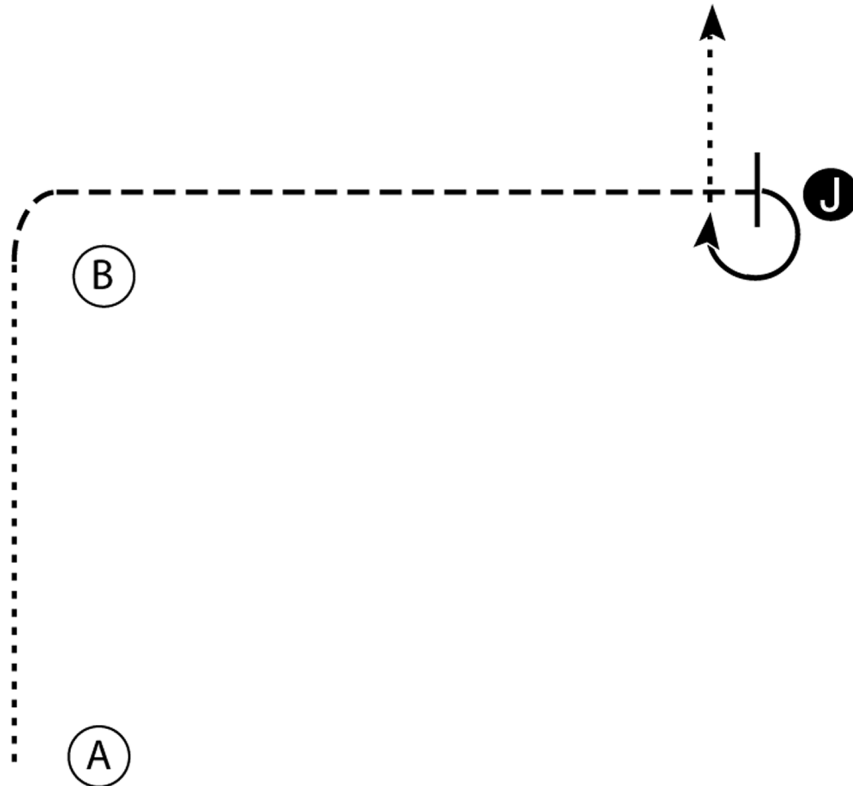
YEDA SIF Benefit Open Show

Class 8, 9 (EWD, Leadline 8 & Under Showmanship)

Show Date: 5/3/25 - 5/4/25

www.HorseShowPatterns.com

www.HorseShowPatterns.com



1. Walk from A to B.
2. Trot from B to the Judge.
3. Stop and set up for inspection.
4. When dismissed perform a 270 degree turn and walk straight away from the Judge.

Walk
Trot - - - -
Back ← ← ← ← ← ← ← ← ← ←
Marker (B)
Judge (J)

[S/WT-2]

Pattern Provided by:

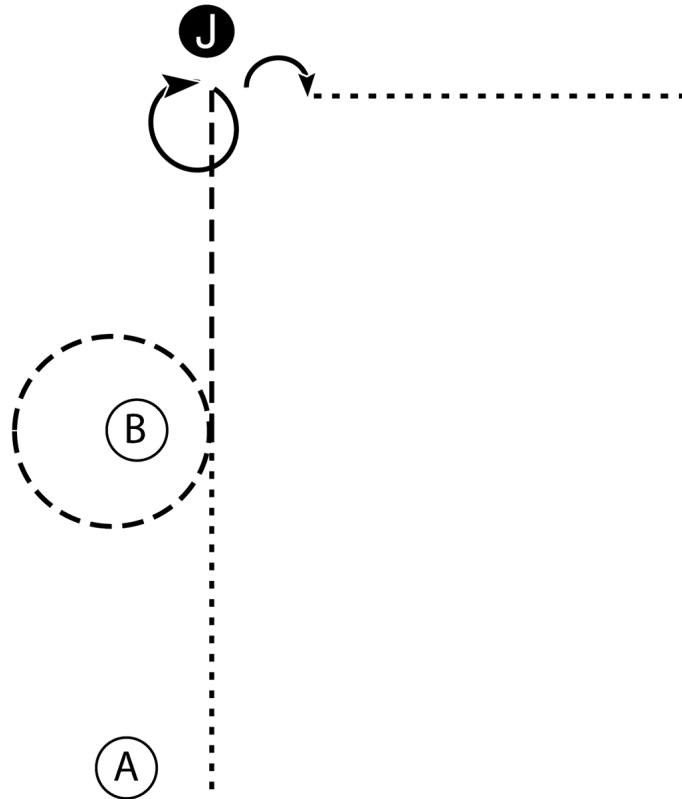
YEDA SIF Benefit Open Show

Class 10, 11 (Adult Ranch, 18 & Under Ranch Showmanship)

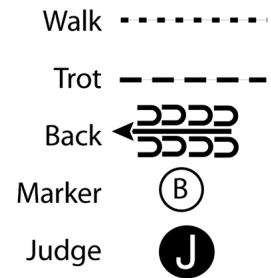
Show Date: 5/3/25 - 5/4/25

w w w . H o r s e S h o w P a t t e r n s . c o m

w w w . H o r s e S h o w P a t t e r n s . c o m



1. Walk from A to B.
2. At B trot. Trot a circle around B and continue to the Judge.
3. Stop and perform a 360 degree turn. Set up for inspection.
4. When dismissed perform a 90 degree turn.
5. Walk straight away from the Judge.



[S/2-8]

Pattern Provided by:

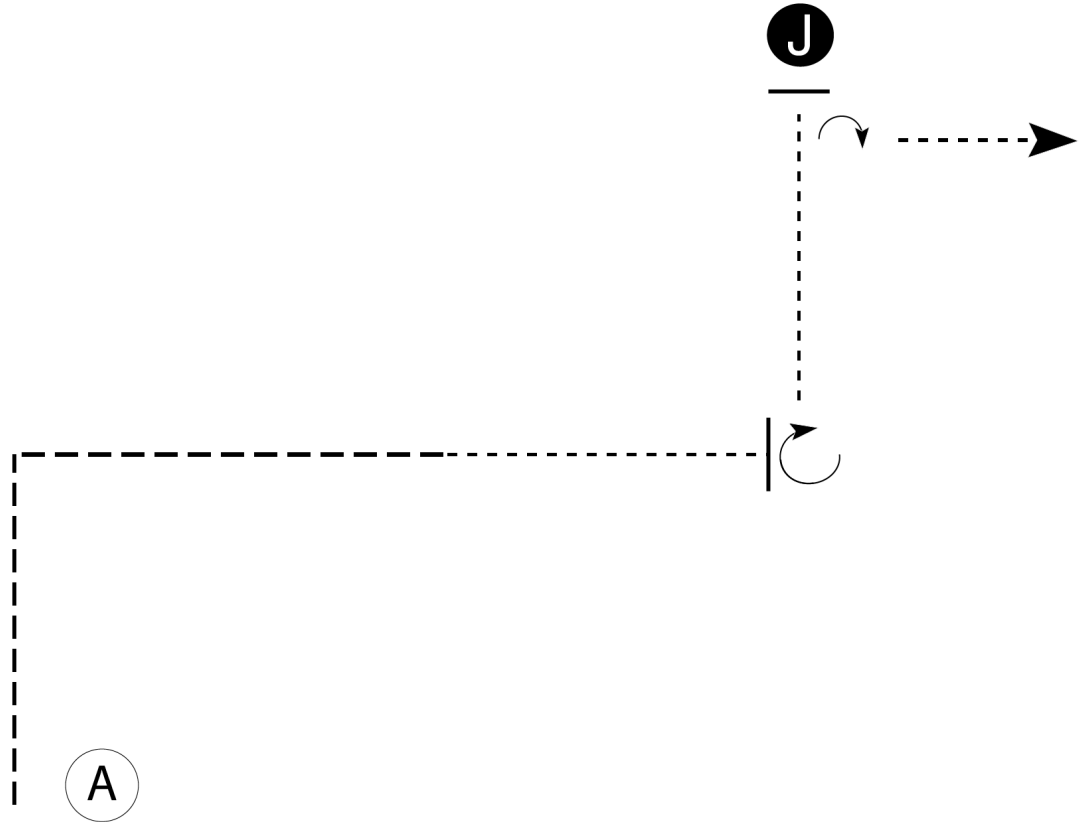
YEDA SIF Benefit Open Show

Class 12 (Derby Hat Showmanship)

Show Date: 5/3/25 - 5/4/25

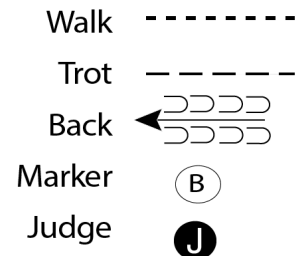
w w w . H o r s e S h o w P a t t e r n s . c o m

w w w . H o r s e S h o w P a t t e r n s . c o m



Be ready at A.

1. When acknowledged, trot a square corner.
2. Walk until horse's hip is even with Judge.
3. Stop and perform a 270 degree turn.
5. Walk to Judge.
6. Stop and set up.
7. Inspection.
8. Perform a 90 degree turn and walk off.



[S/1-126]

Pattern Provided by:

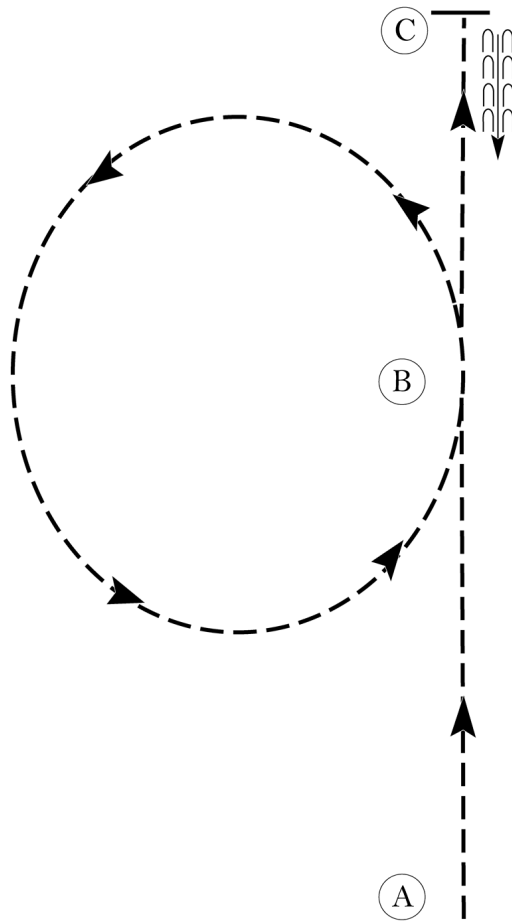
YEDA SIF Benefit Open Show

Class 17, 18, 19 (W/T Adult, W/T 14-18, W/T 13 & Under, EWD Eq)

Show Date: 5/3/25 - 5/4/25

www.HorseShowPatterns.com

www.HorseShowPatterns.com



1. Posting trot on the left diagonal from A to B.
2. At B posting trot a circle to the left on the right diagonal.
3. Sitting trot to C.
4. Stop at C and back approximately one horse length.

Exit at a sitting trot.

Walk	-----
Trot	- - - - -
Extended Trot	— — — — —
Canter	— — — — —
Leg Yield	
Lead Change	— / —
Back	← ← ← ← ←
Marker	Ⓚ
Sidepass	← — — — — ←
Hand Gallop	— — — — —

[HSE/WT-21]

Pattern Provided by:

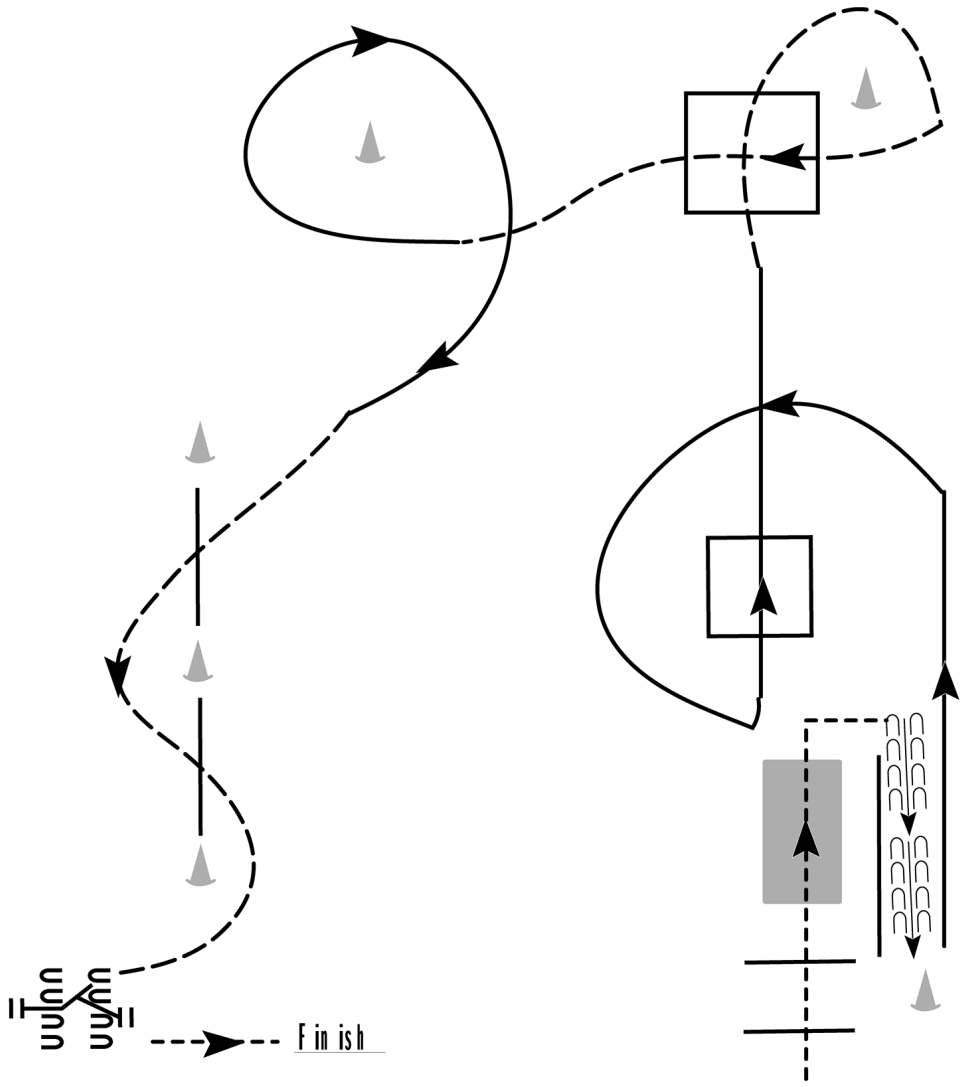
YEDA SIF Benefit Open Show

Class 29, 30, 31 (Adult, 14-18, 13 & Under Trail)

Show Date: 5/3/25 - 5/4/25

www.HorseShowPatterns.com

www.HorseShowPatterns.com



1. Walk over poles and bridge.
2. Back into chute.
3. Lope out of chute, around and thru box on left lead.
4. Jog thru box and around cone as shown.
5. Lope around cone on right lead.
6. Jog thru serpentine and over poles to gate.
7. Work gate with left hand and walk to finish.

Start

Walk	-----
Jog	- - - - -
Lope	—————
Back	←←←←←
Marker	▲
Sidepass	←-----→

[T/1-43]

Pattern Provided by:

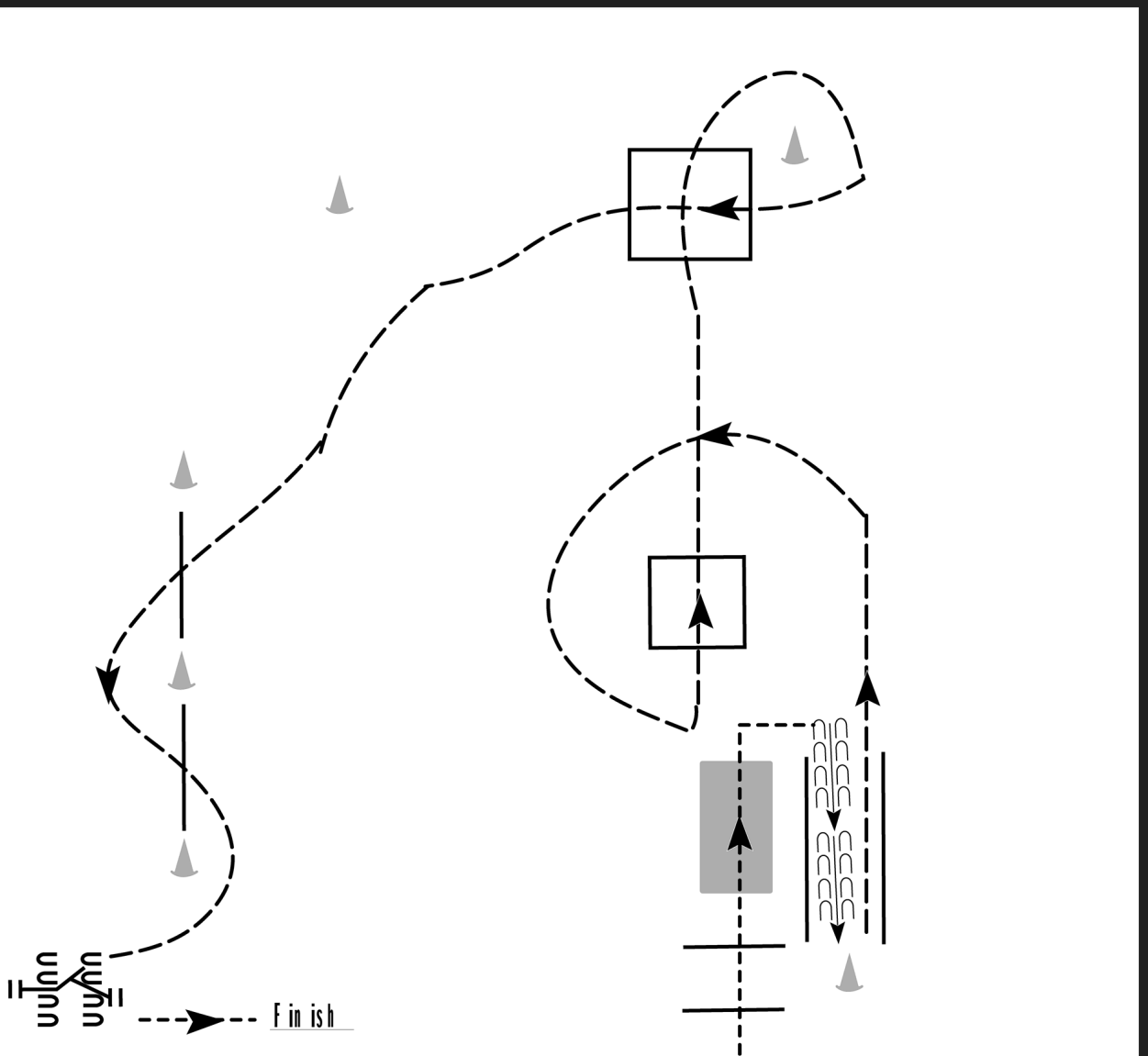
YEDA SIF Benefit Open Show

Class 32, 33, 34 (W/T Adult, W/T 14-18, W/T 13 & Under Trail)

Show Date: 5/3/25 - 5/4/25

www.HorseShowPatterns.com

www.HorseShowPatterns.com



1. Walk over poles and bridge.
2. Back into chute.
3. Jog out of chute, around and thru box.
4. Jog thru box and around cone as shown.
5. Jog thru serpentine and over poles to gate.
6. Work gate with left hand and walk to finish.

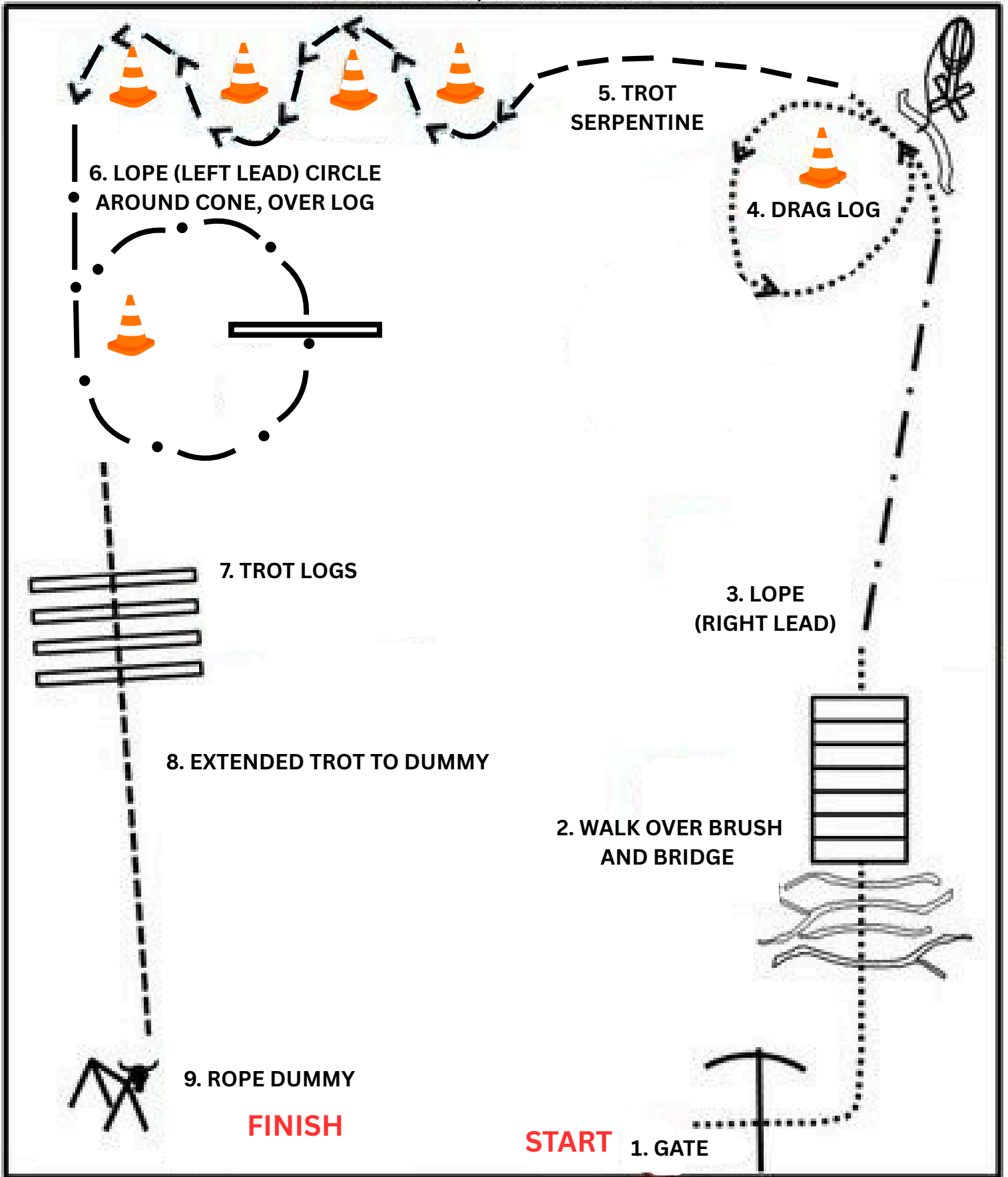
Start

Walk	-----
Jog	- - - - -
Lope	—————
Back	←←←←←
Marker	▲
Sidepass	←←←←←

[T/WT-43]

Pattern Provided by:

CLASS 35 & 36 (ADULT, 18 & UNDER RANCH TRAIL)



Legend

.....	Walk	Back		Cone
-----	Trot	-----	-----	-----	Lope

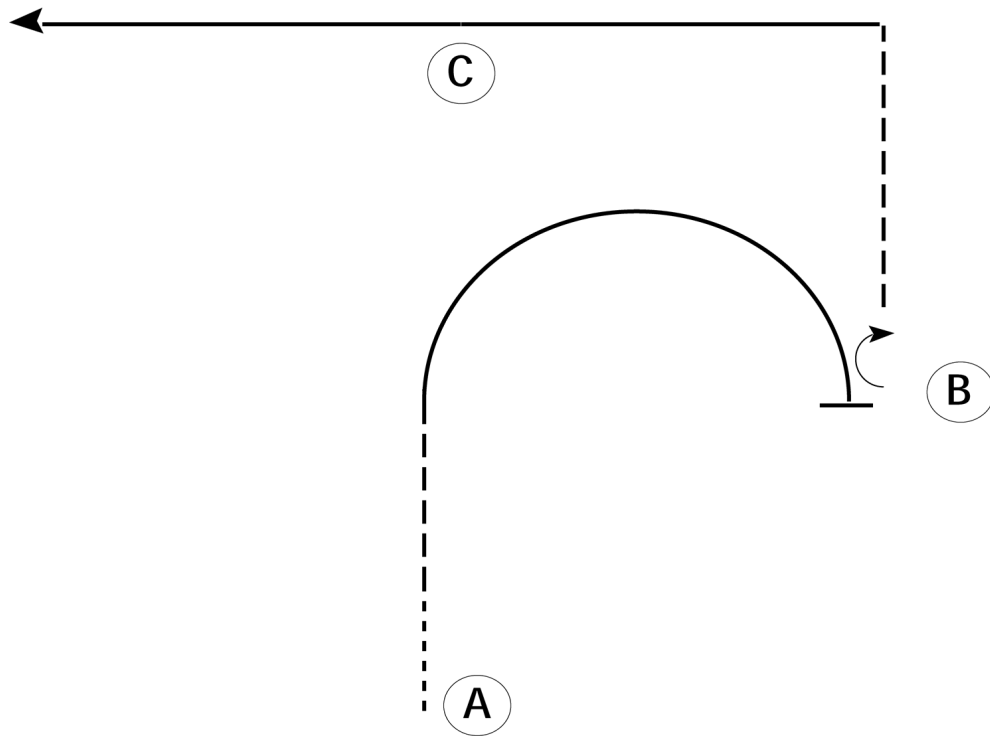
YEDA SIF Benefit Open Show

Class 52, 53, 54 (Adult, 14-18, 13 & Under Horsemanship)

Show Date: 5/3/25 - 5/4/25

w w w . H o r s e S h o w P a t t e r n s . c o m

w w w . H o r s e S h o w P a t t e r n s . c o m



Be ready at A.

1. Walk approximately two horse lengths from A.
2. Jog halfway to C.
3. Lope a half circle on the right lead to B.
4. Stop and perform a 1/2 turn to the right.
5. Jog until just past C. Jog a square corner left.
6. Lope on the left lead until even with C.
7. Continue lope to exit.

Pattern is over once you have passed C at the lope.

Follow the directions of your ring steward.

Walk	-----
Jog	- - - - -
Extended Jog	— — — —
Lope	————
Lead Change	— / — — \ —
Back	← — — — — — — — —
Marker	⊙ B

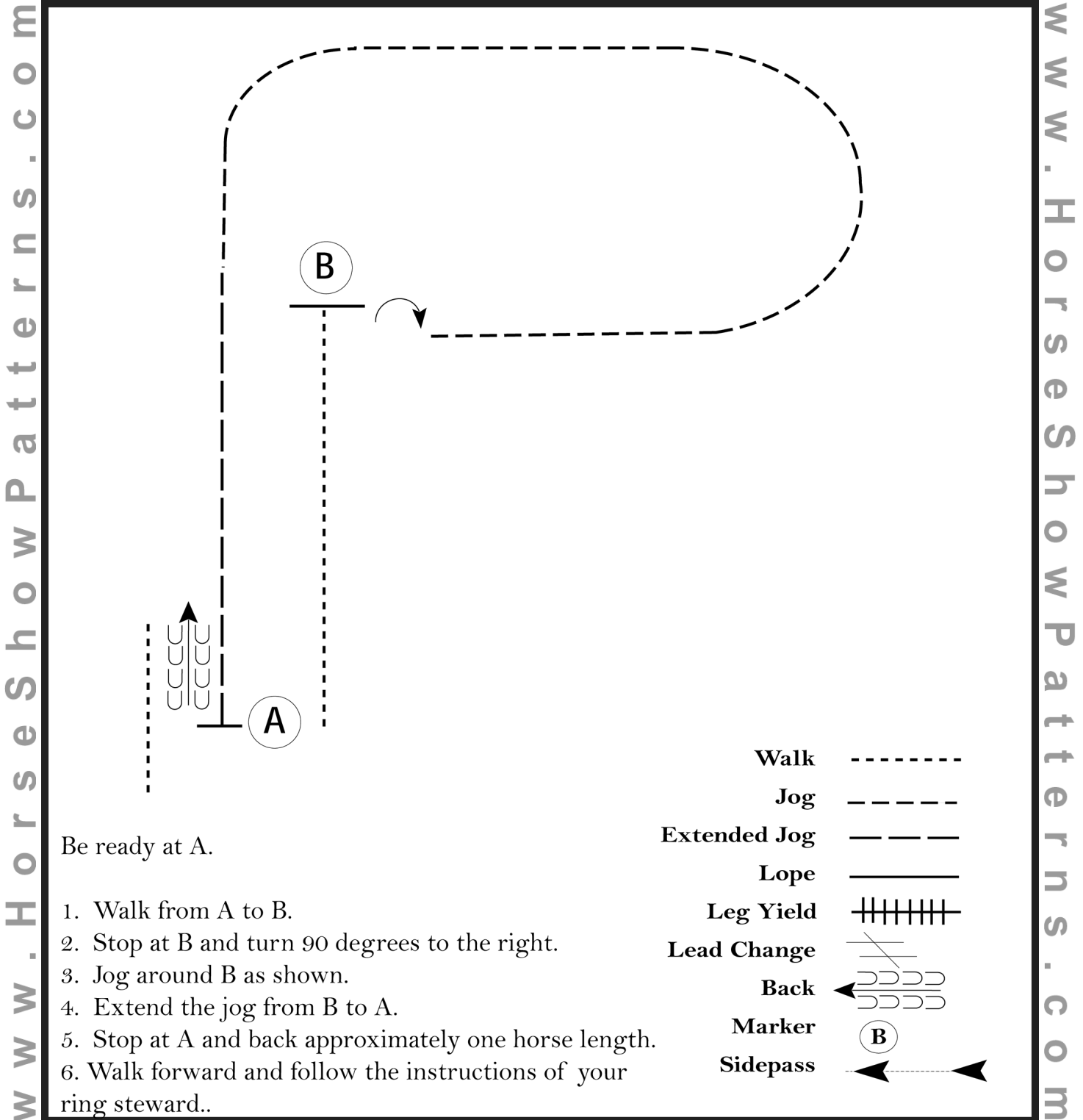
[WH/2-79]

Pattern Provided by:

YEDA SIF Benefit Open Show

Class 55, 56, 57 (W/T Adult, W/T 14-18, W/T 13 & Under, EWD Hms)

Show Date: 5/3/25 - 5/4/25



[WH/WT-53]

Pattern Provided by:

